

Engine Management System

GS BMW MSD85 8
Cyl for L6

Specification

| | |
|-----------------------------------|---------------|
| Identification No.: | 10176334 |
| Version: | AB |
| Date: | 02/15/2010 |
| Number of Pages: | 8378 |
| Revision Code-No.: | 10159717 |
| Construction Protocol-No.: | Not available |
| Baseline: | 792EG10S |

Specification to the customer

Diese Information ist lediglich eine technische Beschreibung des Produktes. Sie stellt keine Beschaffenheits- oder Haltbarkeitsgarantie im Sinne des Paragraphen 443 BGB dar.
 This information is exclusively a technical description of the products. It is not meant or intends to be a special guarantee for a particular quality or durability with regard to section 443 BGB (German Civil Code).

Project: GS BMW MSD85 8 Cyl for L6

Engineering change number: 10159717

Customer: -

Additional document key Not available


Version: AB

Date: 02/15/2010

Number of Pages: 8378

Baseline: 792EG10S

| | Name | Department | Phone | Date | Sign |
|-------------|---------------------|------------|-------|------------|------|
| Designed by | Ziegltrum, Nikolaus | | | 02/08/2010 | |
| 1. Check | | | | | |
| 2. Check | | | | | |
| Release by | Ziegltrum, Nikolaus | | | 02/15/2010 | |

| | | | | | | | |
|---|---------------------|-------------------------------------|---------------------------------|------------|--|-------------|---------------------------|
| Designed by | Ziegltrum, Nikolaus | Date | 02/15/2010 | Department | | Sign | |
| Released by | Ziegltrum, Nikolaus | | | | | | |
|  | Designation | | Engine Management System | | | | GS BMW MSD85 8 Cyl for L6 |
| | | | No german designation available | | | | |
| | | Document key | 10176334SPE 000 VERSCU | | | Pages | Page 1 of 8378 |
| Regensburg (RBG) | | Copyright (C) Continental AG,2007 | | | | A4: 2007-11 | |


Transmittal, reproduction, dissemination and/or editing of this document as well as utilisation of its contents and communication thereof to others without express authorisation are prohibited. Offenders will be held liable for payment of damages. All rights created by patent grant or registration of a utility model or design patent are reserved.

Contents

| | | |
|----------|---|------------|
| 1 | General information: | 426 |
| 1.1 | Nomenclature of the used data names | 427 |
| 1.2 | Standard management of logic inputs | 450 |
| 1.3 | General management of PWM outputs | 451 |
| 1.4 | General management of logic outputs | 452 |
| 2 | AIRT-Air temperature | 453 |
| 2.1 | AGGR adaptation: AIRT | 454 |
| 2.2 | Ambient air temperature TAM (Appl. Inc.) | 455 |
| 2.3 | Ambient air temperature TAM | 462 |
| 2.4 | Basic air temperature variables | 483 |
| 2.5 | Intake air temperature plausibility diagnosis (Appl. Inc.) | 487 |
| 2.6 | Ambient air temperature plausibility diagnosis (Appl. Inc.) | 491 |
| 2.7 | Intake air temperature plausibility diagnosis | 496 |
| 2.8 | Intake air temperature sensor diagnosis | 504 |
| 2.9 | Ambient air temperature plausibility diag | 512 |
| 2.10 | Customer adaptation module: AIRT | 560 |
| 3 | CBMD-Combustion modes | 562 |
| 3.1 | Customer adaptation module: CBMD | 563 |
| 4 | CHRA-Charger actuators | 565 |
| 4.1 | Wastegate electrical diagnosis | 566 |
| 4.2 | RFP diagnosis | 569 |
| 5 | CHRG-Charger | 572 |
| 5.1 | Customer adaptation module: CHRG | 573 |

| | | |
|----------|--|------------|
| 6 | CRBY-Car body | 575 |
| 6.1 | E-box cooling fan | 576 |
| 7 | CYBL-Cylinder Balancing | 580 |
| 7.1 | Cylinder balancing diagnostics (Appl. Inc.) | 581 |
| 7.2 | CYBL Configuration data | 599 |
| 7.3 | AGGR adaptation: CYBL | 600 |
| 7.4 | Cylinder balancing via ER | 601 |
| 7.5 | Cylinder balancing via ER (Appl. Inc.) | 605 |
| 7.6 | Cylinder balancing - Manager | 617 |
| 7.7 | Cylinder balancing - Manager (Appl. Inc.) | 637 |
| 7.8 | Cylinder balancing - System Interface | 649 |
| 7.9 | Cylinder balancing - Signal Preparation | 701 |
| 7.10 | Cylinder balancing - Signal Preparation (Appl. Inc.) | 713 |
| 7.11 | Cylinder Balancing - Adaptation | 719 |
| 7.12 | Cylinder Balancing - Controller Initialization | 732 |
| 7.13 | Cylinder Balancing - Controller | 752 |
| 7.14 | Cylinder Balancing - Limited Dynamics | 768 |
| 7.15 | CYBL scheduler | 781 |
| 7.16 | Cylinder balancing coordination at DC | 788 |
| 7.17 | Cylinder balancing - Diagnostics | 803 |
| 7.18 | Customer adaptation module: CYBL | 818 |
| 8 | DGNC-Diagnostic communication | 820 |
| 8.1 | General information: | 821 |
| 8.2 | Vehicle Coding Diagnosis | 826 |
| 8.3 | Message structure | 830 |
| 8.4 | UDS - SID 10h: diagnosticSessionControl Service | 832 |
| 8.5 | UDS - SID 10h: diagnosticSessionControl Service (Appl. Inc.) | 835 |
| 8.6 | UDS - SID 28h: communicationControl Service | 840 |
| 8.7 | UDS - SID 28h: communicationControl Service (Appl. Inc.) | 842 |

| | | |
|------|---|------|
| 8.8 | UDS - SID 85h: controlDTCSetting Service | 846 |
| 8.9 | UDS - SID 85h: controlDTCSetting Service (Appl. Inc.) | 848 |
| 8.10 | UDS - SID 86h: responseOnEvent Service | 850 |
| 8.11 | SID 14h: clearDiagnosticInformation Service | 857 |
| 8.12 | SID 14h: clearDiagnosticInformation Service (Appl. Inc.) | 858 |
| 8.13 | UDS - SID 19h: readDTCInformation Service | 860 |
| 8.14 | UDS - SID 22h: readDataByIdentifier Service | 875 |
| 8.15 | UDS - SID 22h: readDataByIdentifier Service (Appl. Inc.) | 878 |
| 8.16 | UDS - SID 2Fh: inputOutputControlByIdentifier Service | 1064 |
| 8.17 | UDS - SID 31h: routineControl Service | 1115 |
| 8.18 | UDS - SID 31h: routineControl Service (Appl. Inc.) | 1118 |
| 8.19 | UDS - SID 2Ah: readDataByPeriodicIdentifier Service | 1268 |
| 8.20 | UDS - SID 2Ah: readDataByPeriodicIdentifier Service (Appl. Inc.) | 1274 |
| 8.21 | UDS - SID 2Ch: dynamicallyDefineDataIdentifier Service | 1275 |
| 8.22 | UDS - SID 2Ch: dynamicallyDefineDataIdentifier Service (Appl. Inc.) | 1285 |
| 8.23 | UDS - SID 2Eh: writeDataByIdentifier Service | 1342 |
| 8.24 | UDS - SID 2Eh: writeDataByIdentifier Service (Appl. Inc.) | 1346 |
| 8.25 | Idle speed control mode | 1431 |
| 8.26 | UDS - SID 3Eh: testerPresent Service | 1438 |
| 8.27 | UDS - SID 27h: securityAccess Service | 1440 |
| 8.28 | UDS - SID 27h: securityAccess Service (Appl. Inc.) | 1446 |
| 8.29 | UDS - SID 11h : ECUReset Service | 1449 |
| 8.30 | UDS - SID 14h: clearDiagnosticInformation Service | 1453 |
| 8.31 | UDS - SID 23h: readMemoryByAddress Service | 1455 |
| 8.32 | UDS - SID 23h: readMemoryByAddress Service (Appl. Inc.) | 1458 |
| 8.33 | UDS - SID 3Dh: writeMemoryByAddress Service | 1459 |
| 8.34 | UDS - SID 3Dh: writeMemoryByAddress Service (Appl. Inc.) | 1463 |
| 8.35 | UDS - SID 34h: requestDownload Service | 1464 |
| 8.36 | UDS - SID 36h: transferData Service | 1468 |
| 8.37 | UDS - SID 37h: requestTransferExit Service | 1477 |
| 8.38 | UDS - SID BCh: supplierSpecificRequest Service | 1480 |

| | | | |
|---|--|--------------------------------------|-------------|
| Designed by Ziegler, Nikolaus | | Date February 10, 2010 | File N/A |
|  | Baseline 792EG10S | Project GS BMW MSD85 8 Cyl for L6 | |
| | Document key 10176334SPE 000 VERSCU | Pages Page 4 of 8378 | |
| Regensburg (RBG) | | Copyright (C) Continental AG,2007 | A4: 2007-11 |


| | | |
|-----------|--|-------------|
| 8.39 | UDS - Service interpreter (Appl.Inc.) | 1483 |
| 8.40 | UDS - Service Interpreter | 1485 |
| 8.41 | UDS - Basic Communication Layer | 1487 |
| 8.42 | UDS - Basic Communication Layer (Appl.Inc.) | 1490 |
| 9 | DRPD-Driver request pedals determination | 1492 |
| 9.1 | AGGR adaptation: DRPD | 1493 |
| 9.2 | PVS variables | 1494 |
| 9.3 | PVS diagnosis | 1501 |
| 10 | DRRQ-Driver request | 1521 |
| 10.1 | Customer adaptation module: DRRQ | 1522 |
| 11 | DRVB-Driveability | 1525 |
| 11.1 | Sequential fuel cutoff and restart fuel feed | 1526 |
| 11.2 | Cus adap module: DRVB | 1536 |
| 12 | ECM2-ECU Process Monitoring | 1537 |
| 12.1 | ECU reset service | 1538 |
| 12.2 | General | 1540 |
| 12.3 | Debounce mechanism | 1544 |
| 12.4 | Configuration of process monitoring (Appl. Inc.) | 1549 |
| 12.5 | Monitoring of A/D conversion | 1621 |
| 12.6 | Monitoring of TCO | 1626 |
| 12.7 | Monitoring of idle speed controller | 1635 |
| 12.8 | Monitoring of torque losses | 1653 |
| 12.9 | Monitoring of minimum torque at clutch | 1661 |
| 12.10 | Monitoring of maximum torque at clutch | 1672 |
| 12.11 | Monitoring CAN signals | 1675 |
| 12.12 | Monitoring of engine speed | 1719 |
| 12.13 | Monitoring of pedal value signal | 1728 |

| | | |
|--------------|---|-------------|
| 12.14 | Monitoring of mass fuel flow signal | 1742 |
| 12.15 | Required mass fuel flow | 1750 |
| 12.16 | Monitoring of cruise control conditions | 1756 |
| 12.17 | Torque monitoring overview | 1757 |
| 12.18 | Desired indicated engine torque | 1758 |
| 12.19 | Actual fuel mass flow | 1762 |
| 12.20 | Actual efficiencies | 1777 |
| 12.21 | Actual indicated engine torque | 1782 |
| 12.22 | Monitoring of actual indicated engine torque | 1785 |
| 12.23 | Monitoring of engine speed limitation | 1788 |
| 12.24 | Processor monitoring by copy of process monitoring | 1794 |
| 12.25 | Fault reaction of process monitoring | 1829 |
| 12.26 | Error memory management of process monitoring | 1845 |
| 12.27 | Error memory management of process monitoring (Appl. Inc.) | 1860 |
| 12.28 | Monitoring of Level 2 Communication | 1869 |
| 12.29 | Monitoring of safety relevant ECU outputs | 1871 |
| 12.30 | Customer adaptation module: ECM2 | 1924 |


| | | |
|-----------|--------------------------------------|-------------|
| 13 | ECM3-ECU Processor Monitoring | 1926 |
|-----------|--------------------------------------|-------------|

| | | |
|--------------|---|-------------|
| 13.1 | ECM3 Configuration Data | 1927 |
| 13.2 | Processor monitoring general | 1936 |
| 13.3 | MC processor monitoring | 1945 |
| 13.4 | MC fault reaction | 1969 |
| 13.5 | MC monitoring of communication between MC and MU | 1999 |
| 13.6 | MC switch-off path check | 2012 |
| 13.7 | MC program flow monitoring | 2018 |
| 13.8 | MC function specific instruction set test | 2035 |
| 13.9 | MC error memory management | 2053 |
| 13.10 | MC (Appl. Inc.) | 2062 |


| | | |
|-----------|---|-------------|
| 14 | ECME-ECU Memory | 2083 |
| 14.1 | EEPROM security concept specification | 2084 |
| 14.2 | AGGR adaptation: ECME | 2091 |
| 15 | ECOP-ECU Operation | 2092 |
| 15.1 | ECU warm reset detection (Appl. Inc.) | 2093 |
| 15.2 | ECU warm reset detection | 2099 |
| 15.3 | ECU state detection | 2111 |
| 15.4 | ECU temperature TECU | 2122 |
| 15.5 | Engine runtime calculation | 2135 |
| 15.6 | Total run time counter | 2137 |
| 15.7 | Power latch management | 2138 |
| 15.8 | Power latch management (Appl. Inc.) | 2141 |
| 15.9 | ADC status check | 2142 |
| 15.10 | ECU selftest | 2143 |
| 15.11 | ECU temperature diagnosis | 2148 |
| 15.12 | SPI-Bus Diagnosis | 2150 |
| 15.13 | ECU warm reset diagnosis | 2153 |
| 16 | ECRP-ECU Reprogramming | 2157 |
| 16.1 | Supplier logistic information description | 2158 |
| 16.2 | Customer reprogramming | 2170 |
| 16.3 | Customer reprogramming (Appl. Inc.) | 2179 |
| 16.4 | Security Mechanisms | 2189 |
| 16.5 | NRV2b Stream Decompression | 2194 |
| 16.6 | NRV2b Stream Decompression (Appl. Inc.) | 2201 |
| 16.7 | Program code manipulation diagnosis | 2203 |
| 16.8 | Flash reprogramming procedure | 2205 |
| 17 | EGCP-Exhaust Gas Composition | 2208 |
| 17.1 | EGCP Configuration Data | 2209 |

| | | | |
|---|--|--------------------------------------|-------------|
| Designed by Ziegler, Nikolaus | | Date February 10, 2010 | File N/A |
|  | Baseline 792EG10S | Project GS BMW MSD85 8 Cyl for L6 | |
| | Document key 10176334SPE 000 VERSCU | Pages Page 7 of 8378 | |
| Regensburg (RBG) | | Copyright (C) Continental AG,2007 | A4: 2007-11 |

| | | |
|-------|---|-------------|
| 17.2 | EGCP - Configuration of infrastructure interface | 2212 |
| 17.3 | O2 sensor (lin, up) SPI interface BSW | 2227 |
| 17.4 | O2 sensor signal acquisition - general | 2238 |
| 17.5 | O2 sensor (lin, up) signal acquisition for CILC | 2242 |
| 17.6 | AGGR adaptation: EGCP | 2246 |
| 17.7 | O2 sensor (lin, up) SPI interface ASW - BSW | 2251 |
| 17.8 | O2 sensor (lin, up) SPI interface ASW - BSW (Appl. Inc.) | 2257 |
| 17.9 | O2 sensor (lin, up) element temperature determination | 2259 |
| 17.10 | O2 sensor (lin, up) element temperature determination (Appl. Inc.) | 2278 |
| 17.11 | O2 sensor (lin, up) basic signal processing | 2280 |
| 17.12 | O2 sensor (bin, down) element temperature determination | 2309 |
| 17.13 | O2 sensor (bin, down) element temperature determination (Appl. Inc.) | 2324 |
| 17.14 | O2 sensor (lin, up) signal compensation and conversion | 2325 |
| 17.15 | O2 sensor (lin, up) signal compensation and conversion (Appl. Inc.) | 2347 |
| 17.16 | O2 sensor (up) operability detection | 2349 |
| 17.17 | O2 sensor (lin, up) operating strategy | 2358 |
| 17.18 | O2 sensor (lin, up) IP gain adaptation in PUC | 2379 |
| 17.19 | Activation conditions for WRAF sensor gain adaptation at fuel cutoff | 2392 |
| 17.20 | O2 sensor (up) heater management | 2398 |
| 17.21 | O2 sensor (up) heater management (Appl. Inc.) | 2420 |
| 17.22 | O2 sensor (bin, down) signal evaluation | 2424 |
| 17.23 | O2 sensor (bin, down) operability detection | 2431 |
| 17.24 | O2 sensor (bin, down) heater management | 2436 |
| 17.25 | O2 sensor (bin, down) heater management (Appl. Inc.) | 2454 |
| 17.26 | O2 sensor Lambda setpoint intervention | 2457 |
| 17.27 | O2 sensor air fuel cycle evaluation | 2459 |
| 17.28 | O2 sensor (lin, up) signal circuit diag (Appl. Inc.) | 2462 |
| 17.29 | O2 sensor (lin, up) controller SPI diag | 2465 |
| 17.30 | O2 sensor (lin, up) controller SPI diag (Appl. Inc.) | 2468 |
| 17.31 | O2 sensor (lin, up) open circuit diag | 2470 |
| 17.32 | O2 sensor (lin, up) open circuit diagnosis (Appl. Inc.) | 2480 |

| | | | |
|---|--|--------------------------------------|-------------|
| Designed by Ziegler, Nikolaus | | Date February 10, 2010 | File N/A |
|  | Baseline 792EG10S | Project GS BMW MSD85 8 Cyl for L6 | |
| | Document key 10176334SPE 000 VERSCU | Pages Page 8 of 8378 | |
| Regensburg (RBG) | | Copyright (C) Continental AG, 2007 | A4: 2007-11 |

| | | |
|-------|---|------|
| 17.33 | O2 sensor (up) heater circuit diag | 2484 |
| 17.34 | O2 sensor (up) heater circuit diag (Appl. Inc.) | 2489 |
| 17.35 | O2 sensor (bin, down) signal circuit diag | 2490 |
| 17.36 | O2 sensor (bin, down) signal circuit diag (Appl. Inc.) | 2501 |
| 17.37 | O2 sensor (bin, down) signal range diag | 2510 |
| 17.38 | O2 sensor (bin, down) heater circuit diag | 2518 |
| 17.39 | O2 sensor (bin, down) heater circuit diag (Appl. Inc.) | 2522 |
| 17.40 | O2 sensor (lin, up) signal circuit diag | 2523 |
| 17.41 | O2 sensor (up, down) diag management | 2528 |
| 17.42 | O2 sensor (up, down) diag management (Appl. Inc.) | 2536 |
| 17.43 | O2 sensor (lin, up) controller offset diag | 2538 |
| 17.44 | O2 sensor (lin, up) controller offset diag (Appl. Inc.) | 2545 |
| 17.45 | O2 sensor (up, down) interchanged diag | 2548 |
| 17.46 | O2 sensor (up, down) interchanged diag (Appl. Inc.) | 2552 |
| 17.47 | O2 sensor (lin, up) not mounted diag | 2554 |
| 17.48 | O2 sensor (lin, up) not mounted diag (Appl. Inc.) | 2559 |
| 17.49 | O2 sensor (lin, up) dynamic diag | 2568 |
| 17.50 | O2 sensor (lin, up) dynamic diag (Appl. Inc.) | 2590 |
| 17.51 | O2 sensor (lin, up) dyn diag after NOx cat reg | 2603 |
| 17.52 | O2 sensor (lin, up) dyn diag after NOx cat reg (Appl. Inc.) | 2605 |
| 17.53 | O2 sensor (lin, up) PUC plausibility diag | 2606 |
| 17.54 | O2 sensor (lin, up) PUC plausibility diag (Appl. Inc.) | 2621 |
| 17.55 | O2 sensor (up) heater plausibility diag | 2627 |
| 17.56 | O2 sensor (up) heater plausibility diag (Appl. Inc.) | 2637 |
| 17.57 | O2 sensor (lin, up) activity diag | 2643 |
| 17.58 | O2 sensor (lin, up) activity diag (Appl. Inc.) | 2656 |
| 17.59 | O2 sensor (up, down) plausibility diag | 2660 |
| 17.60 | O2 sensor (up, down) plausibility diag (Appl. Inc.) | 2667 |
| 17.61 | O2 sensor fuel trim diag | 2673 |
| 17.62 | O2 sensor fuel trim diag (Appl. Inc.) | 2687 |
| 17.63 | O2 sensor open loop diag | 2696 |

| | | | |
|---|--|--------------------------------------|-------------|
| Designed by Ziegler, Nikolaus | | Date February 10, 2010 | File N/A |
|  | Baseline 792EG10S | Project GS BMW MSD85 8 Cyl for L6 | |
| | Document key 10176334SPE 000 VERSCU | Pages Page 9 of 8378 | |
| Regensburg (RBG) | | Copyright (C) Continental AG,2007 | A4: 2007-11 |